

## Versatile, Eye-Catching, Dynamic— The Monitor That Creates a Visual Sensation

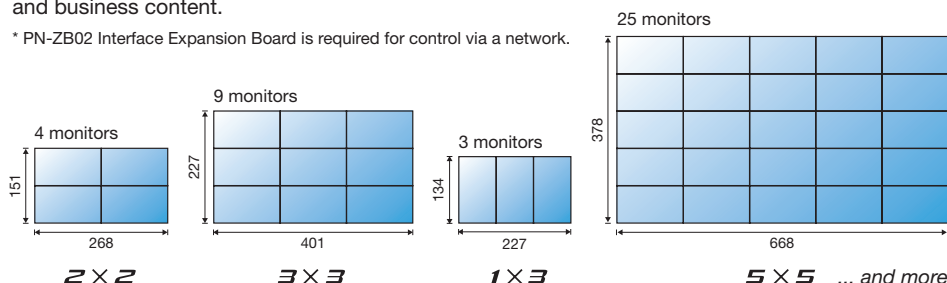


### For High Visual Impact and Multi-Screen Dynamics

Sharp's PN-V600 excels in a variety of applications and settings. In public spaces, commercial establishments, and busy transportation hubs, this versatile 60-inch monitor delivers attention-grabbing digital signage. In business settings, the PN-V600 is a state-of-the-art presentation display and a tool for smooth, clear videoconferencing.

Joining multiple PN-V600 monitors together creates dynamic video walls for an expanded range of influence, wherever the setting. Easy to assemble and easily controlled via the RS-232C interface or a network\*, these eye-catching video walls bring high-impact exposure to commercial and business content.

\* PN-ZB02 Interface Expansion Board is required for control via a network.



### Full-Array LED Backlight

To give the PN-V600 more uniform brightness than conventional CCFL\* backlighting can offer, Sharp has positioned LED elements across the entire panel directly behind the liquid crystal layers, ensuring that Sharp multi-screen displays are consistently bright and beautiful.

\* Cold Cathode Fluorescent Lamp

Units: cm (measurements are approximations that include the bezel width)

## Ultra-Slim Bezel for High-Impact Video Walls

The PN-V600 boasts an ultra-slim bezel that makes the lines between neighbouring monitors an almost seamless 6.5 mm\*<sup>1</sup> wide (2.4 mm right and bottom, 4.1 mm left and top)\*<sup>2</sup>. This enables the dynamic display of large, crisp images that catch the eye and capture the attention. In multi-screen configurations, optional **Mirror Frames** can minimise\*<sup>3</sup> the lines between PN-V600 monitors by reflecting mirror images from the display content, creating more dynamic video walls and an even smoother big-picture effect.

\*1: Does not include the gap between the monitors. \*2: Non-display area for neighbouring monitors is 7.1 mm. \*3: Visibility of the seams between monitors will vary depending on such factors as the on-screen images and the viewing angle.

### A multi-screen configuration with Mirror Frames



## 24/7 Operation

The PN-V600 is rugged enough for continuous 24/7 operation in the most demanding professional applications.

## Specifications

Model Name		PN-V600
Installation		Landscape / Portrait
LCD Panel		60-inch widescreen (152.5 cm diagonal) TFT LCD
	Max. Resolution	1,366 x 768 pixels
	Max. Display Colours (approx.)	16.77 million colours
	Pixel Pitch (H x V)	0.973 x 0.973 mm
	Max. Brightness* <sup>1</sup>	450 cd/m <sup>2</sup>
	Contrast Ratio	2,400 : 1
	Viewing Angle (H/V)	176°/176° (CR ≥ 10)
	Active Screen Area (W x H)	1328.8 x 747.1 mm (52 5/8" x 29 7/16")
	Response Time	6 ms (gray to gray, avg.)
Computer Input		Video: Analogue RGB (0.7 Vp-p) [75 Ω], Digital (conforms to DVI 1.0 standards)
	Synchronisation	Horizontal/vertical separation (TTL: positive/negative) Sync-on-green, Composite sync (TTL: positive/negative)
	Plug & Play	VESA DDC2B
	Power Management	VESA DPMS, DVI DMPM
Video Colour System		NTSC (3.58 MHz, 4.43 MHz)* <sup>2</sup> / PAL / PAL60 / SECAM
Input Terminals* <sup>3</sup>		Standard: PC analogue: Mini D-sub 15-pin x 1, HDMI (1080p compatible) x 1* <sup>4</sup> , 3.5 mm-diameter mini stereo jack x 1, RS-232C: D-sub 9-pin x 1, Control Kit jack x 1 Via Optional PN-ZB02 Board: PC digital: DVI-D 24-pin (HDCP compatible) x 1, PC analogue: BNC x 1* <sup>5</sup> , Video: BNC x 1, S-Video x 1, Component video: BNC (Y, Cb/Pb, Cr/Pr) x 1* <sup>5</sup> , Audio: RCA pin (L/R) x 2
Output Terminals* <sup>3</sup>		Standard: Audio: RCA pin (L/R) x 1, RS-232C: D-sub 9-pin x 1 Via Optional PN-ZB02 Board: PC digital: DVI-D 24-pin x 1, External speaker: 10W + 10W (6 Ω)
Input/Output Terminals* <sup>3</sup>		Via Optional PN-ZB02 Board: LAN port (10Base-T/100Base-TX)
Mounting		VESA (6 points), 200 mm (7 7/8") pitch, M6 screw or VESA (4 points), 200 mm (7 7/8") pitch, M6 screw
Power Supply		100V – 240V AC, 50/60 Hz
Power Consumption		310 W
Environmental Conditions		Operating Temperature: 0°C to 40°C Operating Humidity: 20% to 80% RH (no condensation)
Dimensions (W x D x H) (approx.)		1,335.9 x 149.3 x 754.2 mm (52 5/8" x 5 7/8" x 29 11/16") (Display section only, not including protrusions)
Weight (not including PN-ZB02) (approx.)		41 kg (90.4 lbs)

\*<sup>1</sup> Brightness will depend on input mode and other picture settings. Brightness level will decrease over time. Due to the nature of the equipment, it is not possible to precisely maintain a constant level of brightness. \*<sup>2</sup> Requires separately sold PN-ZB02 Interface Expansion Board. \*<sup>3</sup> Use a commercially available connection cable for PC and other video connections. \*<sup>4</sup> For both PC and AV components. \*<sup>5</sup> The analogue and component BNC terminals are switchable. Use the menu to select.

DESIGN AND SPECIFICATIONS ARE SUBJECT TO CHANGE WITHOUT PRIOR NOTICE.

## Enlarge (Zoom) Display Mode (for up to 25 Monitors)

The Enlarge (Zoom) Display mode can spread one image from a PC across up to 25 monitors (in a 5 x 5 configuration). The Frame Width Adjustment function eliminates misalignment and boldly enhances the enlarged image on a multi-screen display.

## PN-ZR01 Control Kit (option)

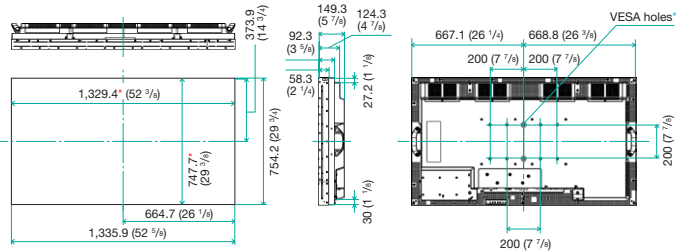
When one of the PN-V600s in a multi-screen configuration is fitted with a remote control sensor box, all of the monitors can be conveniently operated through one remote control unit. And to help with overall energy savings, a brightness sensor automatically adjusts the brightness of the backlight to match the ambient lighting.



## Sharp Digital Signage Software (option)

Available in three versions—the PN-SS01 Stand-Alone Version, PN-SS02 Network Version, and PN-SV01 Viewer Version—Sharp Digital Signage Software is versatile management software that provides total support for the creation, scheduling, distribution, and display of a wide range of content for the PN-V600.


## Dimensions




Units: mm (inch)  
\* Screen dimensions  
\* To use the VESA-standard mounting bracket, use M6 screws that are 8 to 10 mm plus the thickness of the bracket.

## Input/Output Terminals

(standard)



(option) PN-ZB02 Interface Expansion Board



## Other Options

- PN-ZR01 : Control Kit (remote controller and remote control sensor box)
- PN-ZR32 : Long Mirror Frame
- PN-ZR33 : Short Mirror Frame
- PN-SS01 : Sharp Digital Signage Software (Stand-Alone Version)
- PN-SS02 : Sharp Digital Signage Software (Network Version)
- PN-SV01 : Sharp Digital Signage Software (Viewer Version)

Distributed by:

# SHARP